

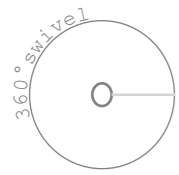


two curved forms  
combined  
to create .....  
Hibiscus

# hibiscus













HIBII - D - G1





HIBIR -- D -- F1340



HIBIR -- D -- F1230







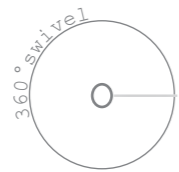





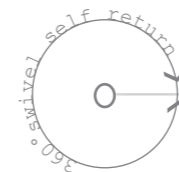
golden or newspaper leather...  
choose Hibiscus "suit"



SHIBII - - D - -



HIBII -- C - AF4



HIBII -- B - DF4

**INNER FRAME**

Double radius stratified curved beech plywood, warm shaped, 14mm thick. Various wood essences are available. Foam moulded polyurethane, density 40 kg/m3.

**PADDING**

Seat & back foam made of flexible polyurethane, crushproof, density D40/RC thickness 30 mm, rear back D40/RC thickness 0,5 mm. CFC-free.

**BEARING FRAME**

Union of two symmetrical bended shapes in beech thickness 14 mm foldaway combined through special glues and through 3 steel blades fixed with special screws Wurth®.

**REAR BACK FINISHES**

Made in veneer with a thickness of 1 mm, High Light-fastness. Natural Finishing. Available with visible wood essences Wengé & Oak. All components used are made in full compliance with EC regulations, E1 class materials, FSC Certified.

**4 LEGS BASE**

4 legs frame in rod steel, Ø 10 mm, chromium plating, average thickness 25 microns, white thermoplastic feet. Anti-slip white gliders assembled.

**SWIVEL BASE**

Swivel base, shaped frame in bent rod-welded steel Ø 15 mm. Chromed steel feet, brazed-welded with non-scratch Felt pad under the feet. Mechanism (exclusive design of Sitia) made of round solid steel, worked in the lathe insert made of Teflon (PTFE) to guarantee the perfect rotation, reduces friction and wear. Moulded plate in chromed steel 15 mm thick.

**5 STAR BASE**

Swivel base, five-spoke, polished aluminium, 647 mm. diameter (Lead is present in the aluminum to a lesser extent <0.20%, The aluminum used complies with 2005/95/CE, 2002/69/CE and 2003/108/CE). Recyclability 100% Anti-slip polyurethane rubber gliders, assembled suitable for any type of flooring Fixed Plate made of Die cast aluminium support in black epoxy-polyester powder coating. Self-return column, WITH SHOCK ABSORBER, chromium plated cone.

**WHEELS**

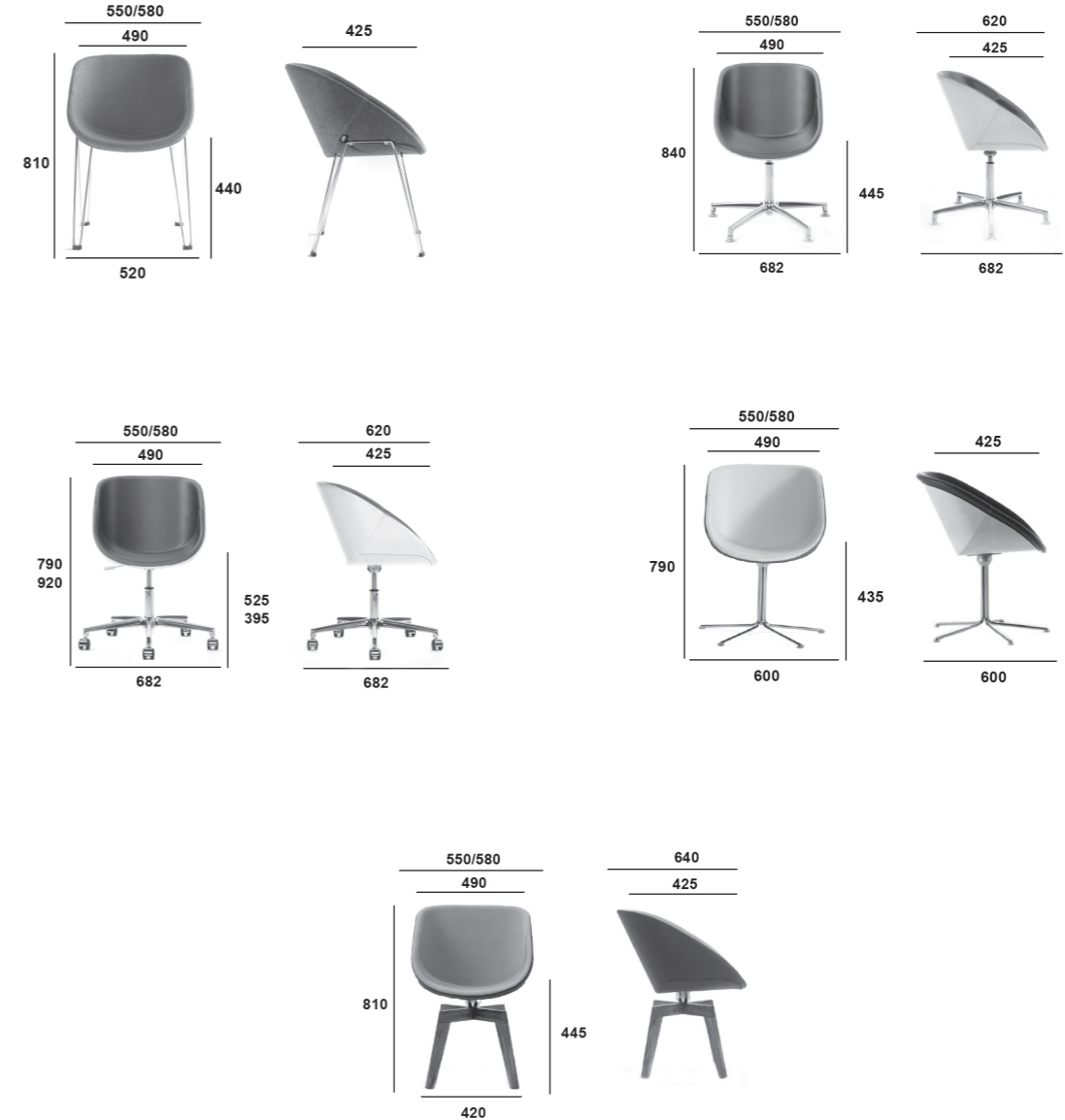
Ø 50 mm twin castors, with safety brake, made of reinforced copolymer on request with chromed die-cast zamak hood, wheels standard colour black, available with soft border made of polyurethane rubber. Castorbore Ø mm.10 stem without steel circlip in the lower part, that fits into the castor body, attachment pin with plastic bushing. Certified EN 12529 standard. Max load each N35.

**GAS LIFT**

Pneumatic seat height adjustment, Gas lift column, CLASS 4 DIN 455, chromium plated cone.

**WOODEN BASE**

4-legged walnut base, frame from solid wood with a natural, finish, chromed steel swivel mechanism. 360° swivel. Anti-slip polyurethane rubber gliders with felt, assembled suitable for any type of flooring.



STANDARD

FEATURES