

N1 Desk is specially designed to work in open office space. With clear and fixed horizontals the work desks calms down an environment which often can be experienced as a little chaotic with desk screens on different heights.

Material: Lamnate, Desktop or Ebonized Oak.



Work desks are available in sizes 2000/1800/1600/1400 mm x 900/80 mm

The gables as single with 800 or 880 mm depth, double gables with 1200 or 1720 mm depth.



Handles are available in 7 different colors: White, Black, Yellow, Green, Red, Blue and Orange.



N1 has a milled height lever in rubber as well as a penholder, laptop shelf, monitor holder and lamp.

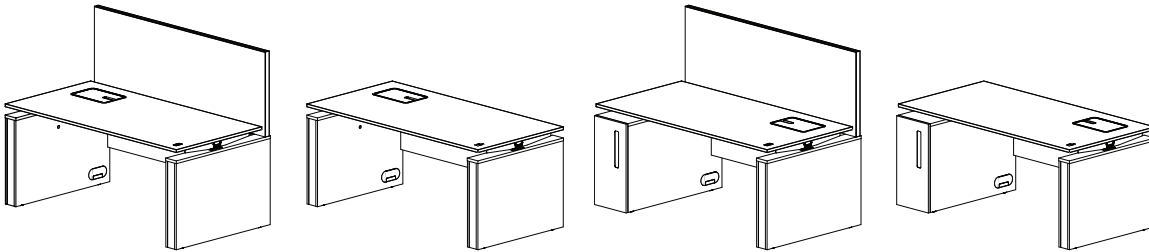
WORK DESK



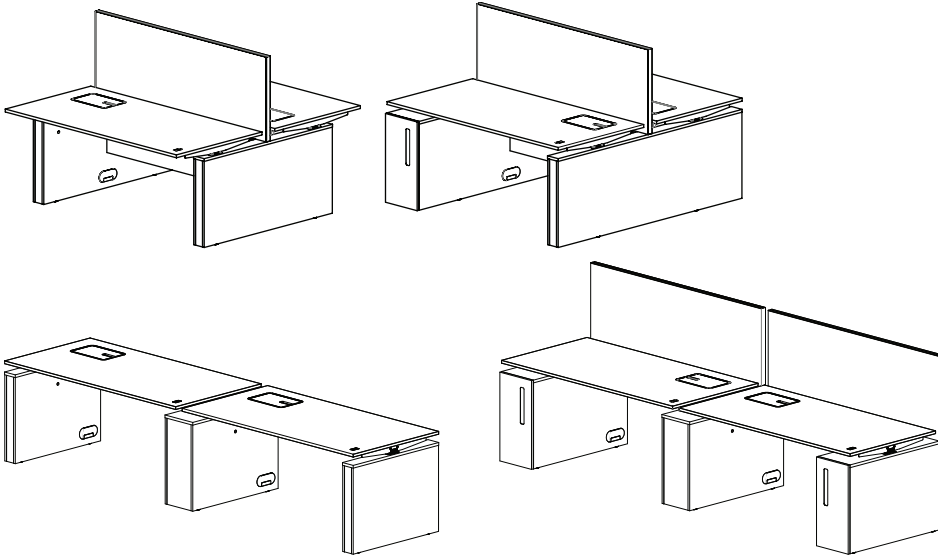
N1

Tabletop is made out of 19 mm MDF. Straight corners. Cable lid is made out of the same material as the desktop, edges are polished MDF.
Ebonized oak: delivery time after stain schedule. White laminate NCS S0502G50Y. For desktop or laminate, see our color chart.
Gables are ordered separate.
Cable lid is ordered separate.
Milled height lever to the right on the tabletop.
Only rectangular desks.

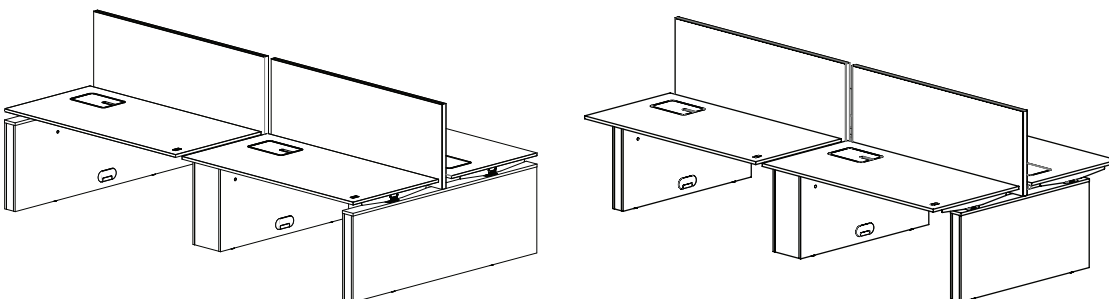
Single:



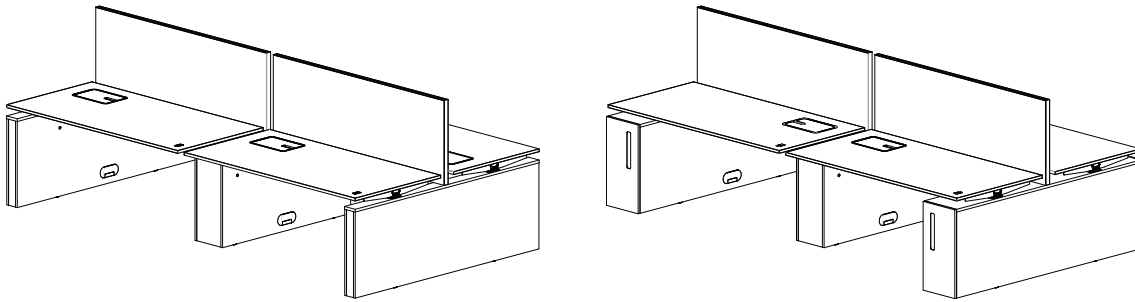
Double:



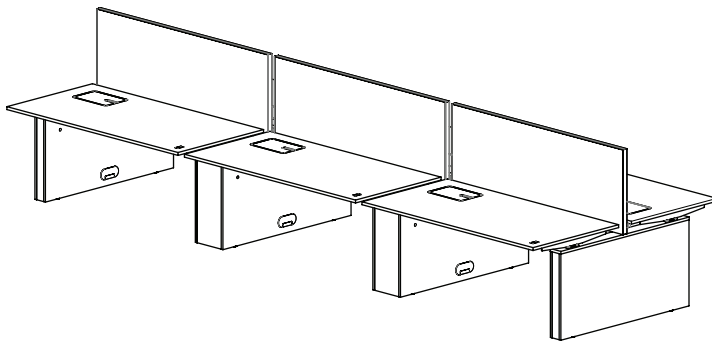
4-group:



WORK DESK N1



6-group.



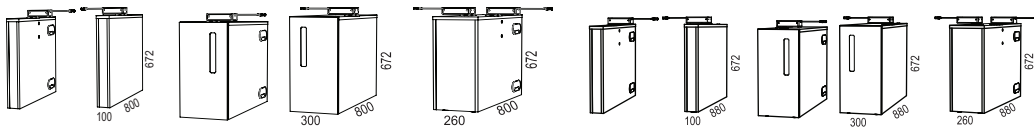
Rectangular desk size (mm):

| | |
|----------|----------|
| 2000x900 | 1600x900 |
| 2000x800 | 1600x800 |
| 1800x900 | 1400x900 |
| 1800x800 | 1400x800 |

Gables.

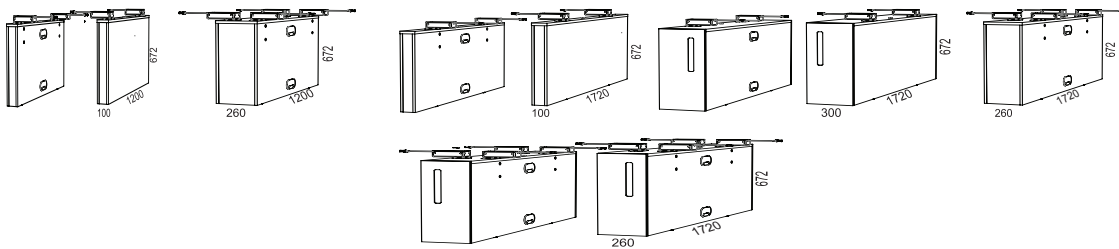
Depth 800 mm (for single desk without desk screen)

Depth 800 mm (for single desk with desk screen)



Depth 1200 mm

Depth 1720 mm

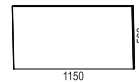


Desk screens for attachment on gables.



Desk screen sizes (mm):

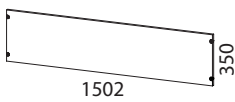
- 2000x583
- 1800x583
- 1600x583
- 1400x583



Side screen sizes (mm):

- 1150x583
- 750x583

Front panels.



Front panel sizes (mm):

- 1802x350
- 1602x350
- 1402x350
- 1202x350
- 1002x350

SIT & STAND N2

N2 Desk is a more classic undercarriage to the N1 tabletop with a massive steel foot. You still use the same integrated cable boxes and the milled height lever in rubber. The accessories are the same as the accessories to N1.

The legs are available in white, black and chrome.



N2 work desk is available in many sizes, everything between 1200 x 2400 mm.

Material: Laminate, Ebonized Oak, Oak, Ash and Desktop.

WORK DESK

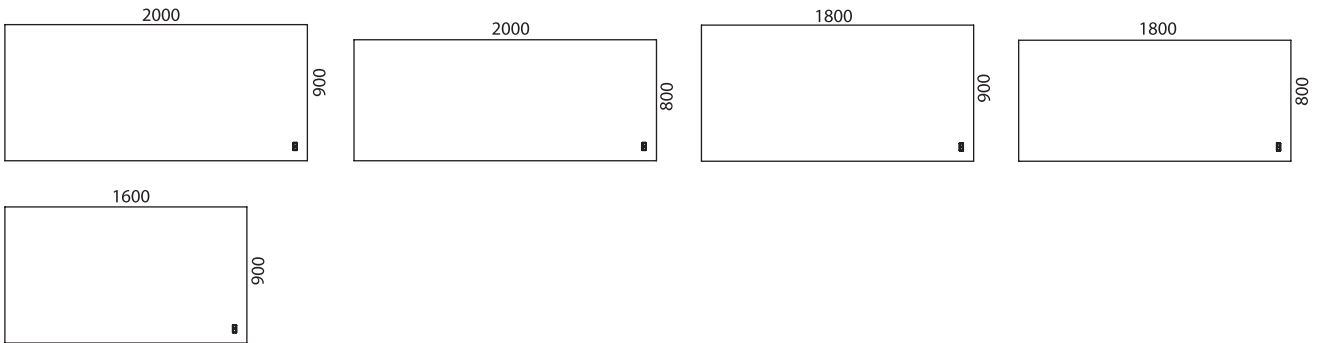


N2

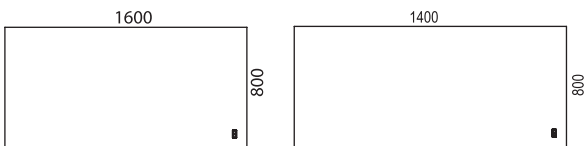
Tabletop is made out of 19 mm MDF. Straight corners. Cable lid is made out of the same material as the desktop, edges are polished MDF. Ebonized oak: delivery time after stain schedule. White laminate NCS S0502G50Y. For other laminate, see our color chart. Cable lid is ordered separate. Milled height lever to the right on the tabletop. Only rectangular desks.

Electrical leg with massive foot, choose between white, black or chrome. Always with metal frame.

Desks within measurement 2000x900



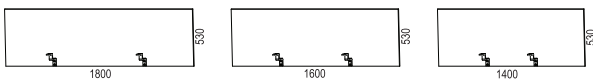
Desks within measurement 1600x800



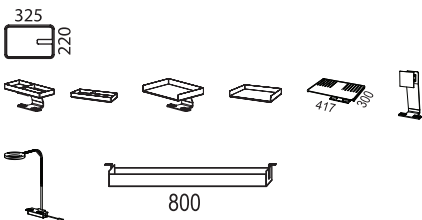
Electrical leg with massive foot.



Desk screens.



Accessories.



SIT & STAND N3

N3 work desk is characterized by freedom. Choose between laminate, desktop, birch, oak or ebonized oak.

Electrical leg or T-leg in chrome, white or black. If you choose electrical leg N3 specially designed height lever is milled down on the right of the tabletop.

N3 tabletop is made out of 19 mm MDF with beveled edge and rubber listing. Corner radius 10.



N1 work desk is available in many sizes, all between 1200 x 2400 mm.

Material: Birch, Beech, Oak, Ash, Laminate, Ebonized Oak, Oak and Desktop.

WORK DESK

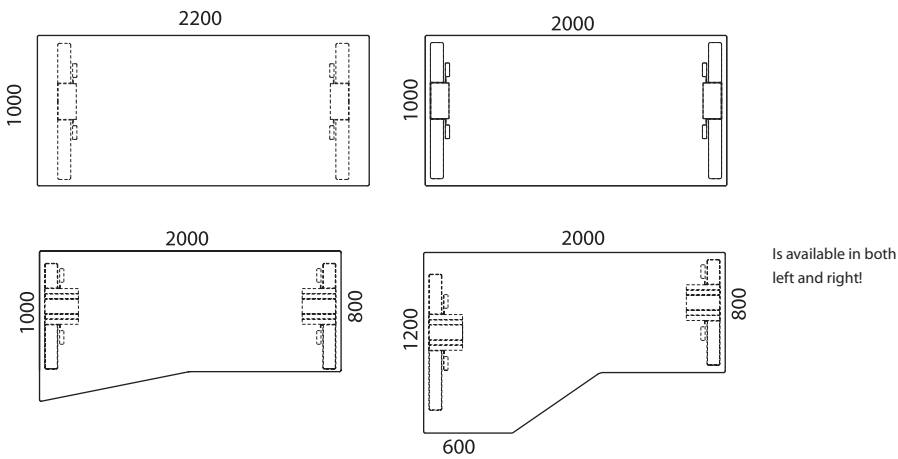


N3

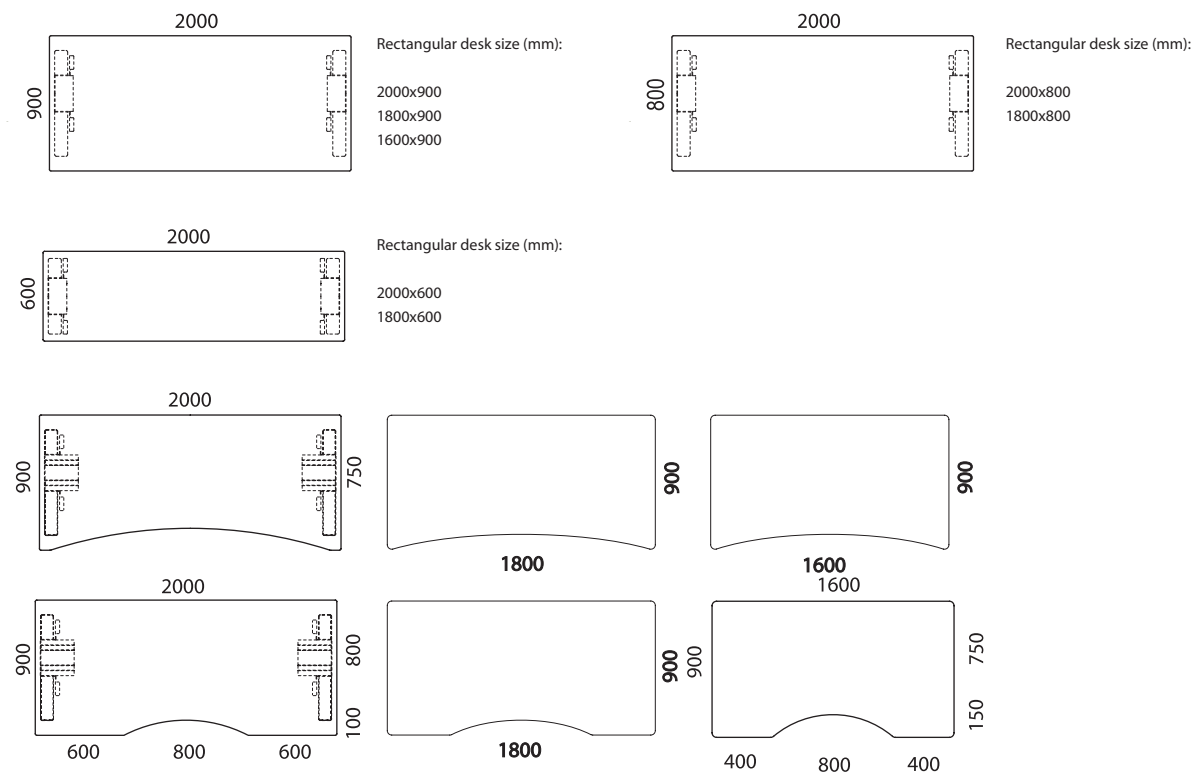
Tabletop is made out of 19 mm MDF with beveled edge och rubber edging. Corner radius 10. Electrical desktop has a milled height lever to the right on the tabletop.

Material: Ash, Birch, Beech, Oak, Desktop and Laminate with leg in white, black or chrome.

Work desk within 2400x1200

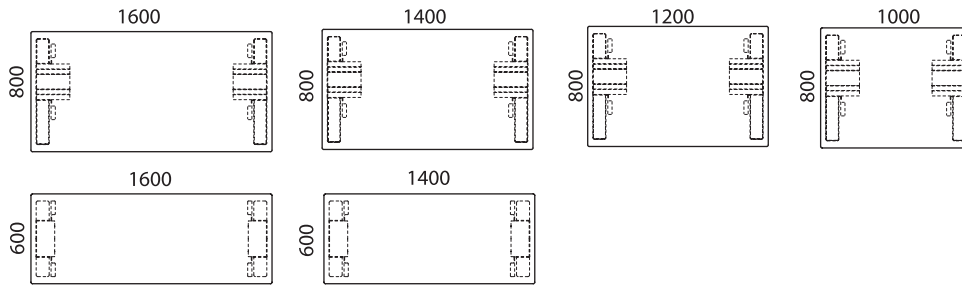


Work desk within 2000x900

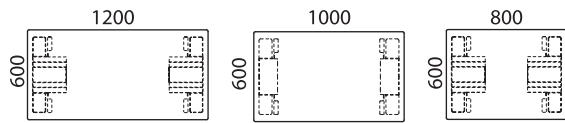


WORK DESK N3

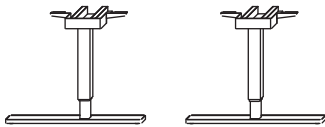
Work desk/Side table withing measurement 1600x800



Work desk within measurement 1200x600



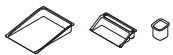
Electrical leg/T-leg



Desk screen



Accessories



SIT & STAND N4

N4 is a simple, smart and flexible system with few but thoroughly thought through parts.

The desk screen is acoustically dampening in pressed felt with white metal details. Two sizes: 1720 x 580 mm or 1520 x 580 mm.

Attached to the desk there is also a shelf in white plate with rubber mats, with power supply. Color on rubber mats: white, gray, yellow or red.

Legs are available in white and silver.



N4 tabletop is available in many sizes, all within measurement 1200 x 2400 mm.


Material: Laminate, Ash, Birch, Beech, Oak and Desktop.



Specially designed paper bin in white plate.

N4 table shelf in white plate with rubber mats, with or without power supply.

Color on rubber mats: white, gray, yellow or red.



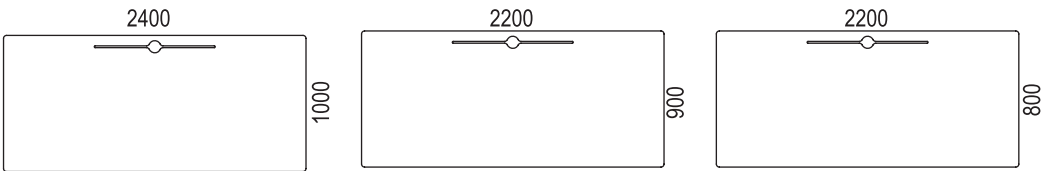
WORK DESK



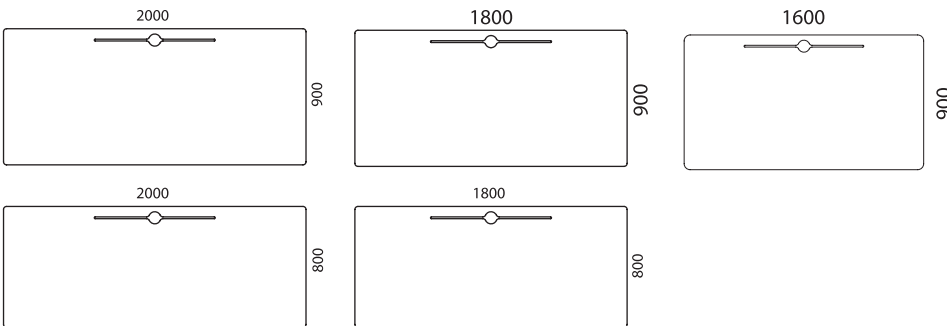
N4

Tabletop is made out of 19 mm MDF with a matching plastic edge. Corner radius 40.
Material: Ash, Birch, Beech, Oak, Desktop and Laminate with leg in silver or white.

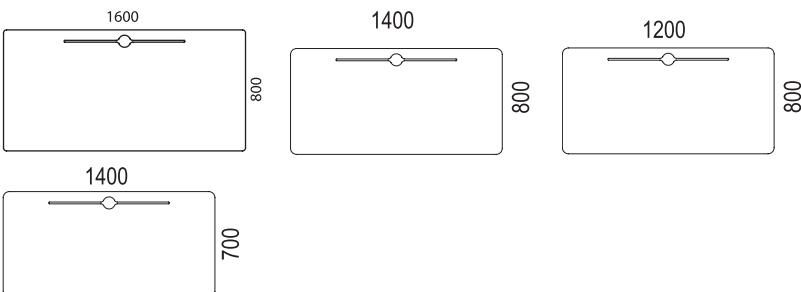
Work desk within measurement 2400x1200



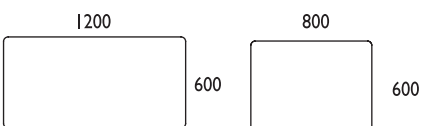
Work desk within measurement 2000x900



Work desk within measurement 1600x800

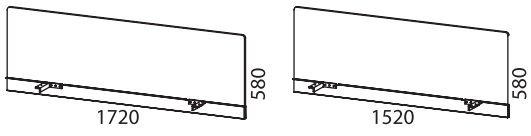


Work desk within measurement 1200x600

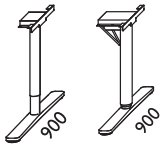


WORK DESK N4

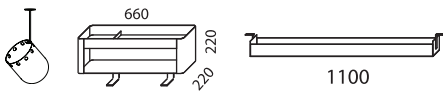
Desk screens



Leg



Accessories



SIT & STAND N5

N5 work desk is made out of 19 mm MDF with straight corners with matching plastic list.

N5 is available in white, black, silver or chrome.



N5 work desks are available in main different sizes, all within measurement 1200 x 2400 mm.

Material: Laminate, Desktop, Ashe, Birch, Beech, Oak or Ebonized Oak.

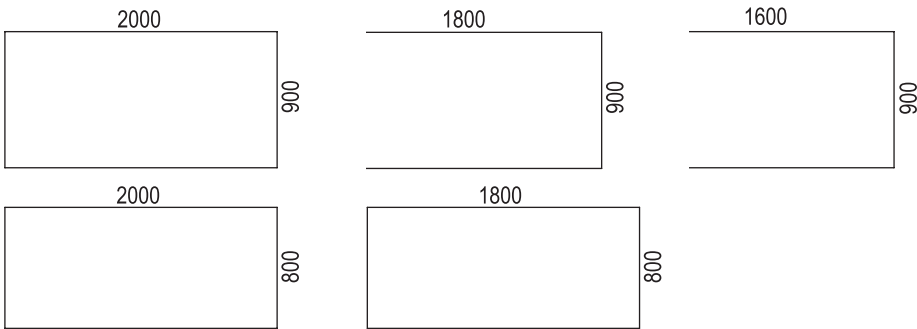
WORK DESK




N5

Tabletop is made out of 19 mm MDF with matching plastic list. Straight corners.
Material: Ash, Birch, Beech, Oak, Ebonyed oak, Desktop and Laminate with leg in silver, white, black or chrome.

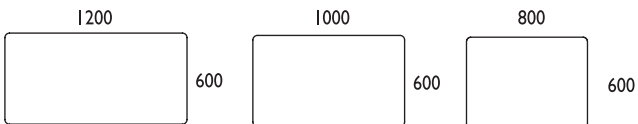
Desks within measurement 2000x900



Desks within measurement 1600x800



Side table withing measurement 1200x600



Slidable desk

