

Madison

Design
R&D Studio Emme



Madison si offre come un programma vasto dove è possibile scegliere anche la possibilità di montare degli inserti di metallo sui fianchi, conferendo ad esso personalità e un carattere deciso.
Madison is a wide range of products where it is possible to have also some special metal inserts on the arms. This is an optional that confers personality and a string character.



Madison XL

Design
R&D Studio Emme





Madison XL è un programma di divani, angolari e panche caratterizzate dalla raffinata trapuntatura a quadrotti delle sedute lavorata a mano. Ideali per Lobby, boutique e banche rende l'ambiente prestigioso.
Madison XL is a collection of sofas, sectionals and benches characterized by a refine square quilting seat manufactured by skilled craftsmans. It is an ideal product to furnish lobby, boutique, bank waiting areas since they make the location very prestigious.

Madison XL

Design
R&D Studio Emme

Struttura:
legno massello e derivati rivestiti in poliuretano espanso a quote differenziate e dacron.
Molleggio di seduta:
cinghie elastiche intrecciate.
Seduta:
cuscino suddiviso in quadrati con imbottitura in poliuretano espanso a quote differenziate di densità di 30 e 35 kg/mc, rivestito in fibre termolegate.
Schienale:
imbottitura in poliuretano espanso di densità di 35 kg/mc, rivestito in fibre termolegate.
Rivestimento:
non sfoderabile.

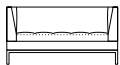
Frame:
made of solid wood and by-products covered in differentiated density foam polyurethane and dacron.
Seat spring:
intertwined elastic belts.
Seat:
cushion divided into squares with padding in foam polyurethane in differentiated densities, 30 kg/m³ and 35 kg/m³, covered in thermobound fibres.
Back:
padding in foam polyurethane, density 35 kg/m³, covered in thermobound fibres.
Cover:
not removable.

Gestell:
aus Massivholz und Nebenprodukte, in unterschiedlich dichtem Schaumstoff-Polyurethane und Dacron bezogen.
Sitzfederung:
geflochtene elastische Gurte.
Sitzfläche:
Kissen in Quadrate untergeteilt, mit Polsterung aus unterschiedlich dichtem Schaumstoff-Polyurethane, Dichte 30 Kg/m³ und 35 Kg/m³, in thermogebundenen Fasern bezogen.
Rückenlehne:
Polsterung in Schaumstoff-Polyurethane, Dichte 35Kg/m³, in thermogebundenen Fasern bezogen.
Bezug:
nicht abziehbar.

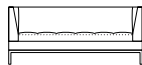
Structure:
bois massif et dérivés recouverts de polyuréthane expansé avec densités différenciées et dacron.
Suspension d'assise:
sangles élastiques entrecroisées.
Assise:
coussin réparti à carreaux avec rembourrage en polyuréthane expansé avec densités différenciées, densité 30 Kg/m³ et 35 Kg/m³ recouverts de fibres thermoliées.
Dossier:
rembourrage en polyuréthane expansé, densité 35 Kg/m³ recouverts de fibres thermoliées.
Revêtement:
non déhoussable.

Romp:
massief hout en multiplexpanelen, bekleed met polyurethaanschuim van verschillende densiteiten en dacron.
Zitvering:
door elkaar geweven elastische singels.
Zit:
kussen onderverdeeld in vierkantje vakjes met vulling in polyurethaanschuim met een densiteit van 30 en 35 kg/m³, bekleed met dacron.
Rug:
vulling in polyurethaanschuim met een densiteit van 35 kg/m³, bekleed met dacron.
Bekleding:
vast.

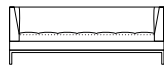
Несущая структура:
массив дерева и производные с покрытием из пенополиуретана с дифференцированной плотностью и дакрона.
Пружинение сиденья:
плетеные упругие ремни.
Сиденье:
подушка поделена на квадраты и набита пенополиуретаном с дифференцированной плотностью 30 и 35 кг/куб.м, с покрытием термосвязанным волокнами.
Спинка:
набита пенополиуретаном плотностью 35 кг/куб.м, покрытым термосвязанными волокнами.
Покрытие:
не снимается.



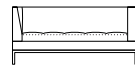
Sofa 148
L148 P88 H77
9MA301



Sofa 177
L177 P88 H77
9MA302



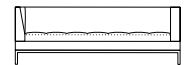
Sofa 206
L206 P88 H77
9MA303



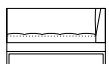
Side and corner
element 166
L166 P88 H77
9MA304



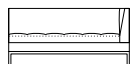
Side and corner
element 190
L190 P88 H77
9MA305



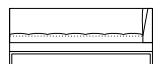
Side and corner
element 219
L219 P88 H77
9MA306



Side element 132
L132 P88 H77
9MA307



Side element 160
L160 P88 H77
9MA308



Side element 190
L190 P88 H77
9MA309



Bench 116
L116 P88 H44
9MA400



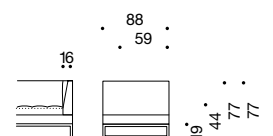
Bench 145
L145 P88 H44
9MA401



Bench 175
L175 P88 H44
9MA402



Cushion
L50 P60
9MA403



Code	Polished Chromed Metal	Mat Brushed Metal	Black painted metal	White painted metal	Cherry stained beech	Wengè stained beech	Walnut stained beech	Natural beech	Black stained beech	Chery Milano stained beech
Base	OPM1	OPM2	OPM6	OPM7	OPF1	OPF2	OPF3	OPF4	OPF5	OPF6